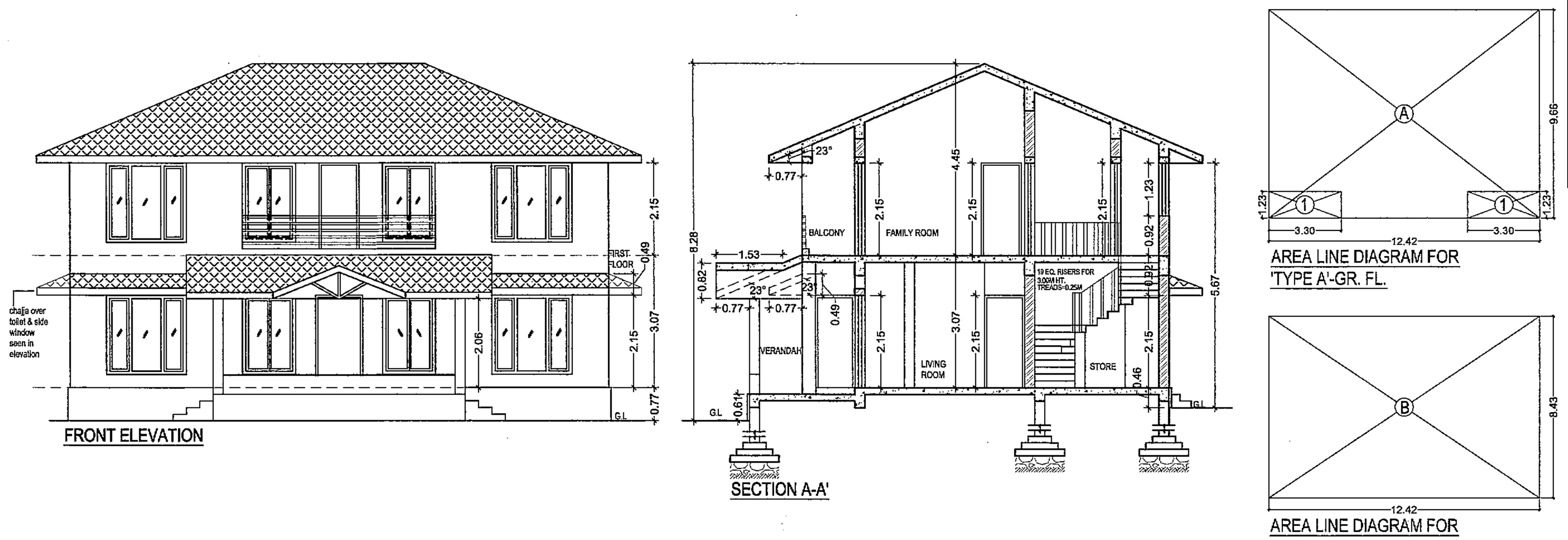

SCHEDULE OF DOORS & WINDOWS - TYPE A

TYPE	SIZE	DESCRIPTION
D	1.00 X 2.10	FULLY T.W. FRAMED,T.W. PANELLED DOOR
D1	0.90 X 2.10	FULLY T.W. FRAMED,FLUSH DOOR
D2	0.75 X 2.10	GRANITE FRAMED, FLUSH DOOR
W	1.80 X 1.80	ALUMINIUM SLIDING WINDOW.
W1	1.20 X 1.80	ALUMINIUM SLIDING WINDOW.
W2	1.20 X 1.20	ALUMINIUM SLIDING WINDOW.
W3	0.60 X 1.80	ALUMINIUM OPENABLE WINDOW.
W4	0.60 X 0.60	ALUMINIUM LOUVERED WINDOW.
W5	0.60 X 1.20	ALUMINIUM OPENABLE WINDOW.

AREA CALCULATION FOR TYPE A- GR. FL.

Sr.No	LENGTH	X	BREADTH	=	AREA (SQ.M)
A	12.42	X	9.66	=	119.98
DEDUCTIONS					
1	3.30	X	1.23 X 2	=	8.12
TOTAL	(1 TO 01)			=	8.12
A	A - (1+01)=119.98 -8.12			=	111.86

AREA CALCULATION FOR TYPE A- FR. FL.

Sr.No	LENGTH	X	BREADTH	=	AREA (SQ.M)
B	12.42	X	8.43	=	104.70
B				=	104.70

B/U AREA STATEMENT FOR TYPE A

NO.	B/U AREA STATEMENT NO. OF FLOORS	AREA (SQ.M)
1	GROUND FLOOR	111.86
2	FIRST FLOOR	104.70
	TOTAL (1+2)	216.56

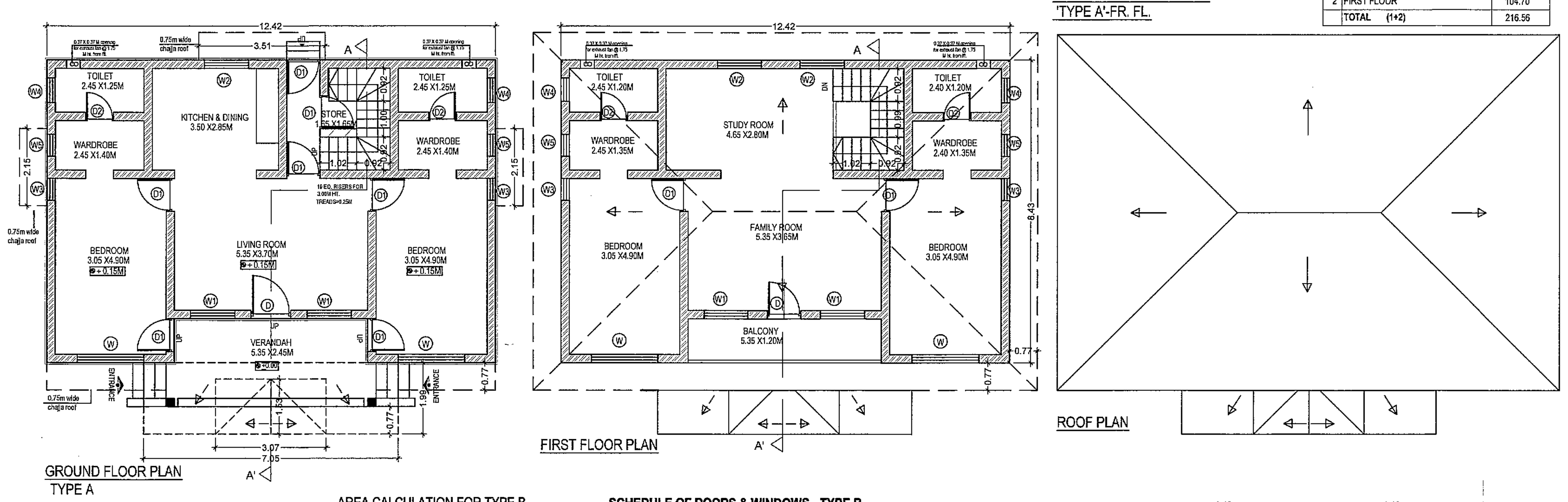

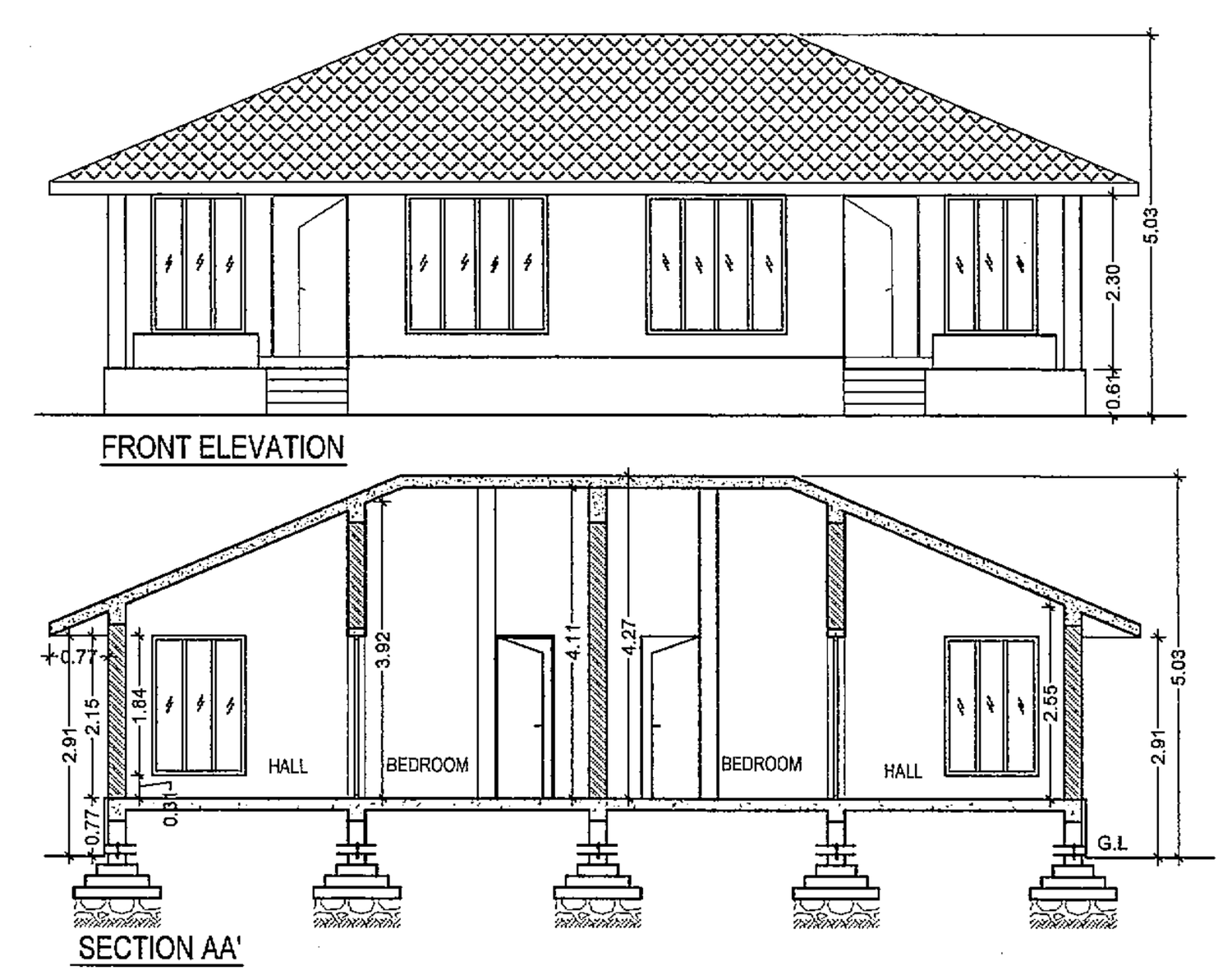

SCHEDULE OF DOORS & WINDOWS - TYPE E

TYPE	SIZE	DESCRIPTION
D	1.00 X 2.10	FULLY T.W. FRAMED,T.W. PANELLED DOOR
D1	0.90 X 2.10	FULLY T.W. FRAMED,FLUSH DOOR
D2	0.75 X 2.10	GRANITE FRAMED, FLUSH DOOR
W	1.80 X 1.80	ALUMINIUM SLIDING WINDOW.
W1	1.20 X 1.80	ALUMINIUM SLIDING WINDOW.
W2	0.60 X 0.90	ALUMINIUM OPENABLE WINDOW.
W3	0.60 X 1.80	ALUMINIUM OPENABLE WINDOW.
W4	0.60 X 0.60	ALUMINIUM LOUVERED WINDOW.

AREA CALCULATION FOR TYPE E

Sr.No	LENGTH	X	BREADTH	=	AREA (SQ.M)
A	12.80	X	7.67	=	98.18
DEDUCTIONS					
1	2.68	X	0.23 X 1	=	0.62
TOTAL	(1 TO 01)			=	0.62
A	A - (1+01)=98.18 -0.62			=	97.56

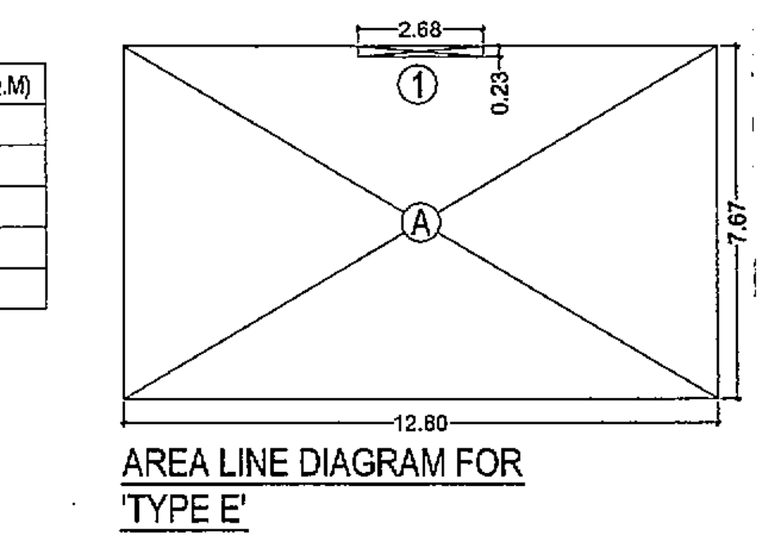

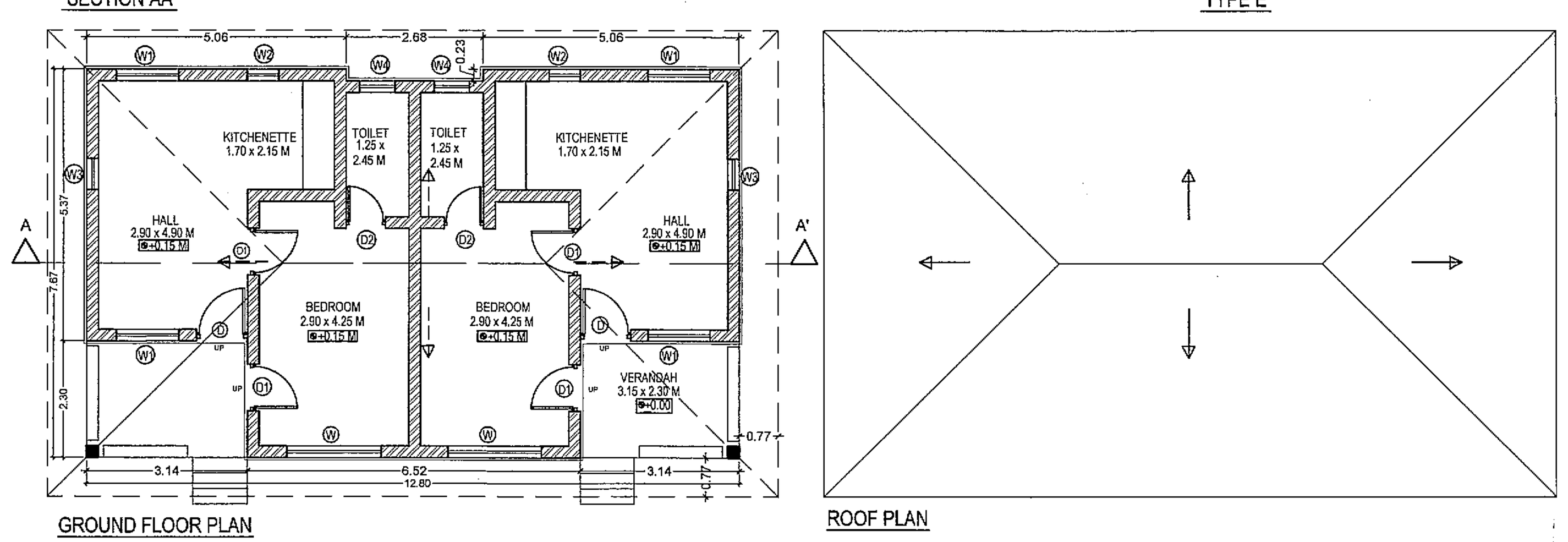

SHEET NO. 2/2

PROFORMA I

A.	**AREA STATEMENTS**	
	1. AREA OF PLOT (S.NO.6/1/1 & 6/1/2)	67600.00 sqmt
	2. Deductions for	
	(a) Road acquisition area	-
	(b) Proposed road	-
	(c) Any Reservation	-
	(TOTAL a + b + c)	-
	3. GROSS AREA OF PLOT (1-2)	67600.00 sqmt
	4. Deductions for amenity space , if any Deductions for 10% open space	3380.00 sqmt 6751.91 sqmt
	5. NET AREA OF PLOT = 90% OF (3 - 4)	57468.09 sqmt
	6. Addition of area for f.s.i.,if any	-
	(a)	-
	(b)	-
	(c)	-
	7. TOTAL AREA (5+6)	57468.09 sqmt
	8. Normal f.s.i. permissible + f s i permissible with payment of premium 1.0+0.2	1.20
	9. Permissible built - up area	68961.71 sqmt
	10. Existing built up area	-
	11. Proposed built up area	~~11552.25~~ sqmt 11463.54
	12. Excess balcony area taken in f. s. i. (as per b (c) below)	-
	13. Total built up area (10 + 11+12)	~~11552.25~~ 11463.54
	14. F . S. I. Consumed (13 / 7)	~~0.201~~ 0.199
B.	**BALCONY AREA STATEMENT.**	
	(a) Permissible balcony area per floor	-
	(B) Proposed balcony area per floor	-
	(C) Excess balcony area (total)	-
C.	**TDR**	
	(a) Permissible	-
	(B) Proposed to be utilised	-
D.	**PARKING STATEMENT**	
	(a) Parking required	NOS
	Car	
	Scooter / Motor cycle,	
	Cycle	
	(b) Garages Permissible	-
	(C) Garage Proposed	-
	Car	
	Scooter / Motor cycle,	
	Cycle	
	(D) Total PARKING Provided	
E.	**LOADING / UNLOADING SPACES**	
	Loading / Unloading Required	-
	Total Loading / Unloading Required	-

STAIRCASE DETAILS :
TREAD —— 0.30 m. ; RISER —— 0.161 m.
HAND RAIL —— 0.90 m. HIGH ; FLIGHT WIDTH —— 0.90 M.
NOS. OF RISER (EACH FLOOR) —————— 18 NOS.

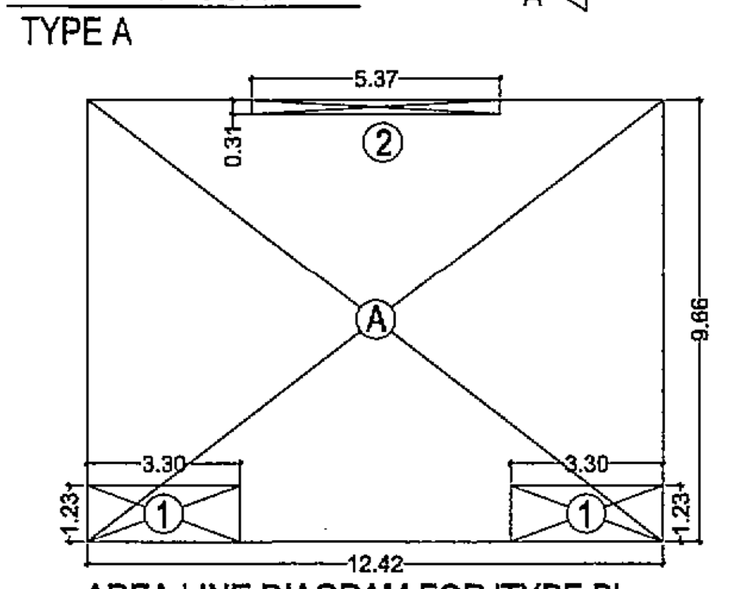

AREA CALCULATION FOR TYPE B

Sr.No	LENGTH	X	BREADTH	=	AREA (SQ.M)
A	12.42	X	9.66	=	119.98
DEDUCTIONS					
1	3.30	X	1.23 X 2	=	8.12
2	5.37	X	0.31 X 1	=	1.66
TOTAL	(1 TO 02)			=	9.78
A	A - (1+02)=119.98 -9.78			=	110.20

SCHEDULE OF DOORS & WINDOWS - TYPE B

TYPE	SIZE	DESCRIPTION
D	1.00 X 2.10	FULLY T.W. FRAMED,T.W. PANELLED DOOR
D1	0.90 X 2.10	FULLY T.W. FRAMED,FLUSH DOOR
D2	0.75 X 2.10	GRANITE FRAMED, FLUSH DOOR
W	1.80 X 1.80	ALUMINIUM SLIDING WINDOW.
W1	1.20 X 1.80	ALUMINIUM SLIDING WINDOW.
W2	0.60 X 1.80	ALUMINIUM OPENABLE WINDOW.
W3	0.60 X 1.20	ALUMINIUM OPENABLE WINDOW.
W4	0.60 X 0.60	ALUMINIUM LOUVERED WINDOW.

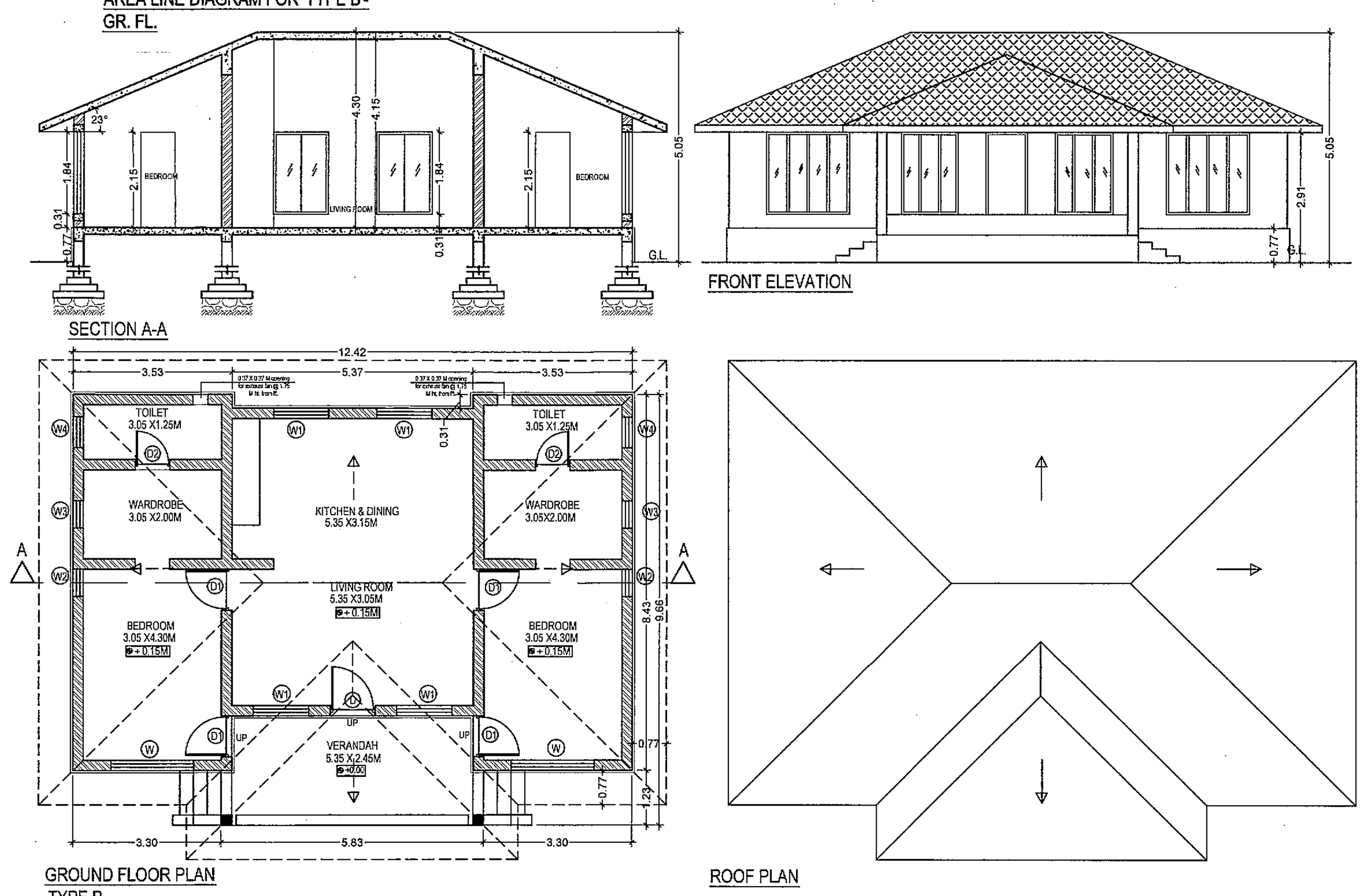

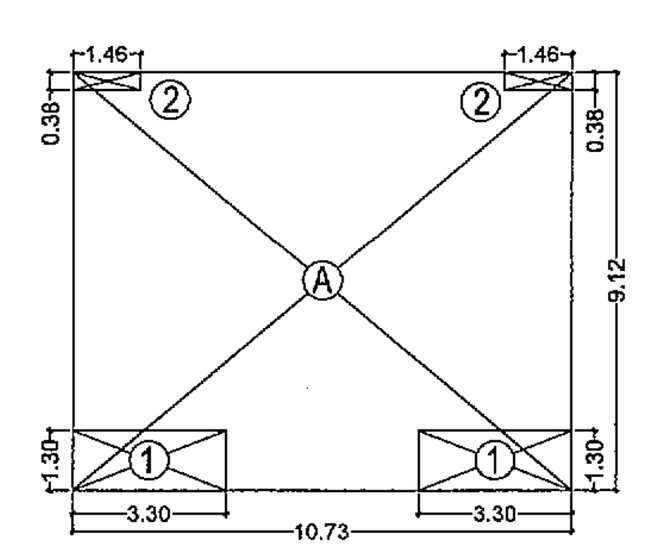

AREA CALCULATION FOR TYPE C1

Sr.No	LENGTH	X	BREADTH	=	AREA (SQ.M)
A	10.73	X	9.12	=	97.86
DEDUCTIONS					
1	3.30	X	1.30 X 2	=	8.58
2	1.46	X	0.38 X 2	=	1.11
TOTAL	(1 TO 02)			=	9.69
A	A - (1+02)=97.86 -9.69			=	88.17

SCHEDULE OF DOORS & WINDOWS - TYPE C1

TYPE	SIZE	DESCRIPTION
D	1.00 X 2.10	FULLY T.W. FRAMED,T.W. PANELLED DOOR
D1	0.90 X 2.10	FULLY T.W. FRAMED,FLUSH DOOR
D2	0.75 X 2.10	GRANITE FRAMED, FLUSH DOOR
D3	1.80 X 2.10	FULLY T.W. FRAMED,PARTLY FIXED & PARTLY OPENABLE DOOR
W	1.80 X 1.80	ALUMINIUM SLIDING WINDOW.
W1	0.60 X 1.80	ALUMINIUM OPENABLE WINDOW.
W2	0.60 X 1.20	ALUMINIUM OPENABLE WINDOW.
W3	0.60 X 0.60	ALUMINIUM LOUVERED WINDOW.
W4	1.05 X 1.05	ALUMINIUM OPENABLE WINDOW.

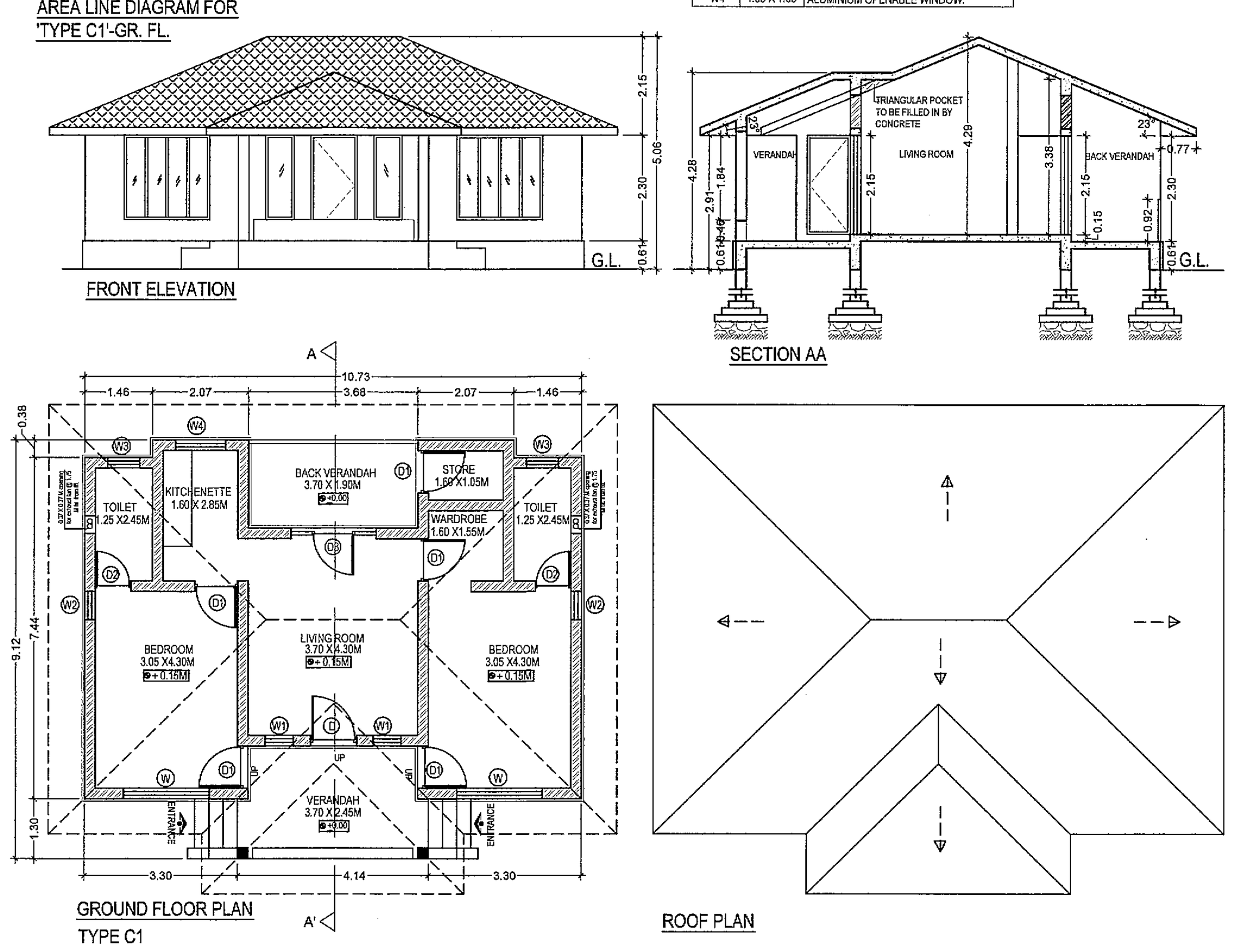

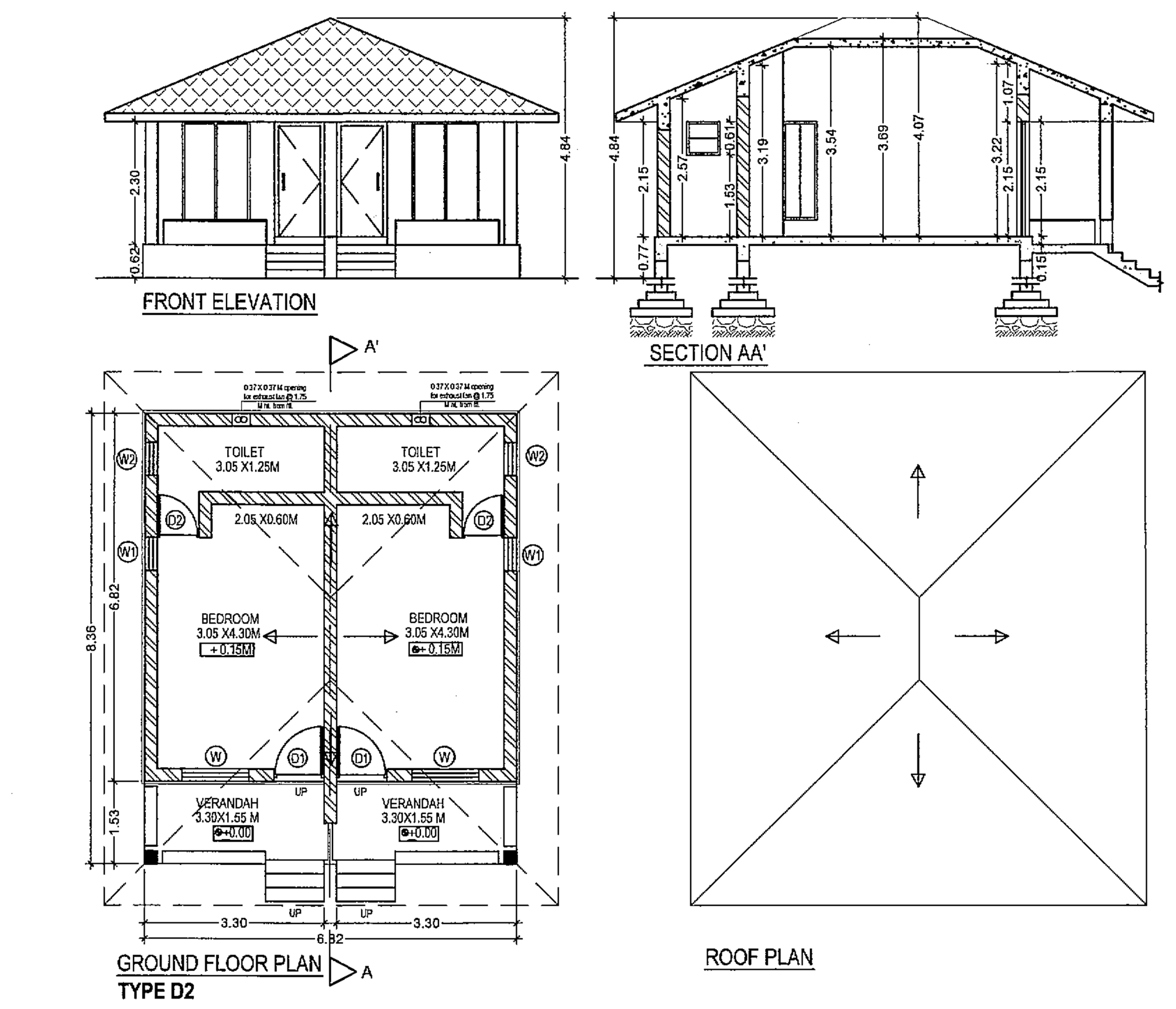

SCHEDULE OF DOORS & WINDOWS - TYPE D2

TYPE	SIZE	DESCRIPTION
D1	0.90 X 2.10	FULLY T.W. FRAMED,FLUSH DOOR
D2	0.75 X 2.10	GRANITE FRAMED, FLUSH DOOR
W	1.20 X 1.80	ALUMINIUM SLIDING WINDOW.
W1	0.60 X 1.80	ALUMINIUM OPENABLE WINDOW.
W2	0.60 X 0.60	ALUMINIUM LOUVERED WINDOW.

AREA CALCULATION FOR TYPE D2

Sr.No	LENGTH	X	BREADTH	=	AREA (SQ.M)
A	6.82	X	8.36	=	57.02
A				=	57.02

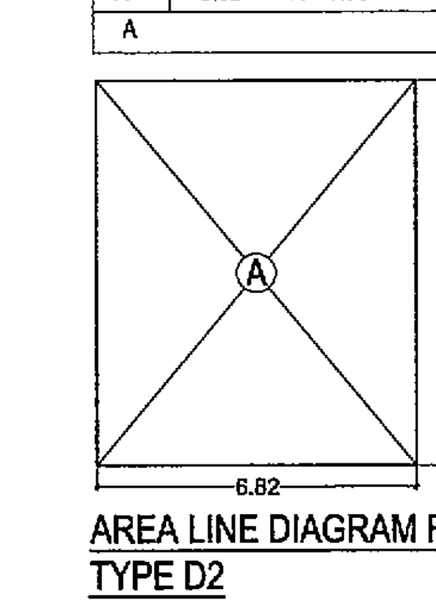

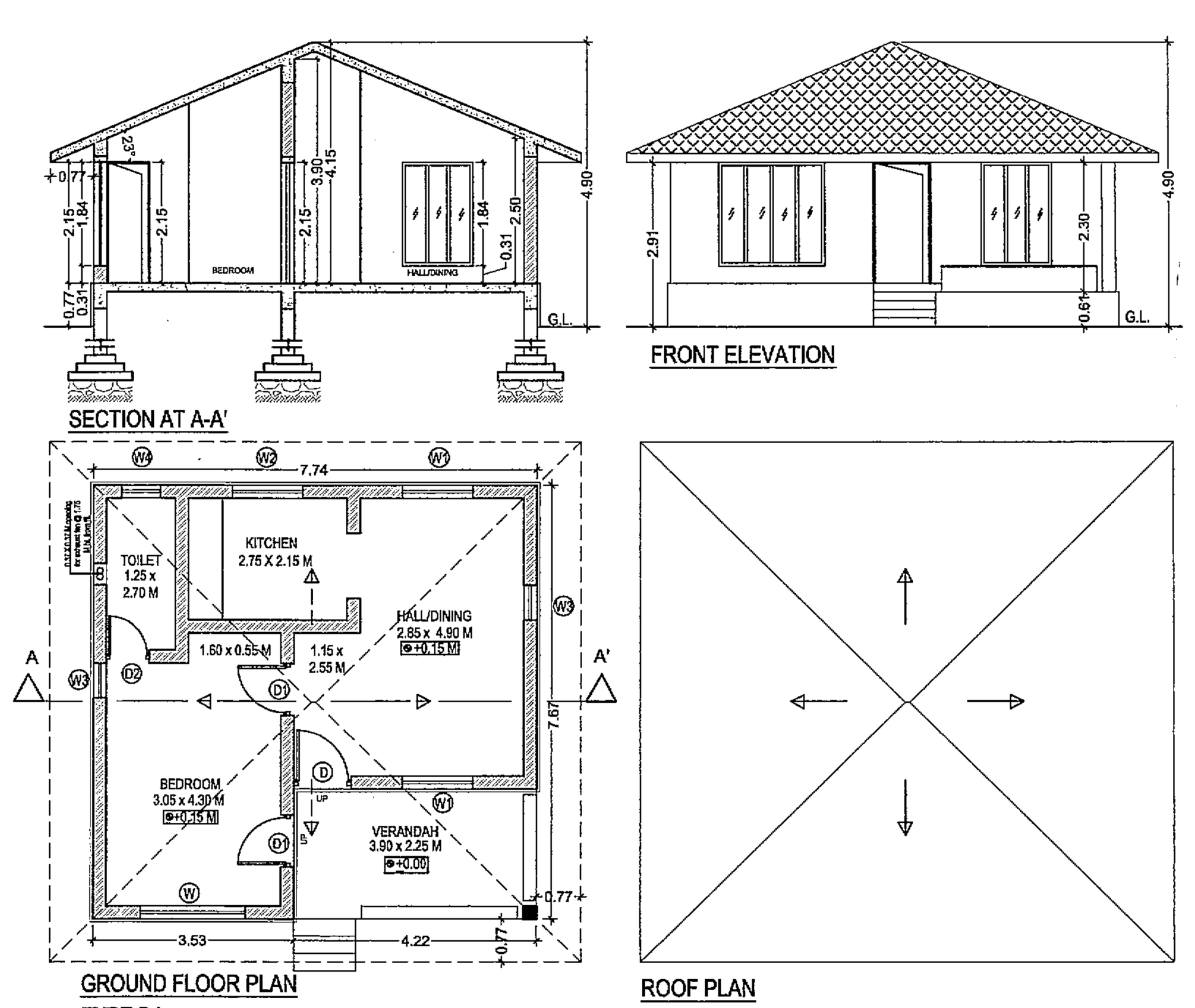

SCHEDULE OF DOORS & WINDOWS - TYPE D1

TYPE	SIZE	DESCRIPTION
D	1.00 X 2.10	FULLY T.W. FRAMED,T.W. PANELLED DOOR
D1	0.90 X 2.10	FULLY T.W. FRAMED,FLUSH DOOR
D2	0.75 X 2.10	GRANITE FRAMED, FLUSH DOOR
W	1.80 X 1.80	ALUMINIUM SLIDING WINDOW.
W1	1.20 X 1.80	ALUMINIUM SLIDING WINDOW.
W2	0.60 X 0.90	ALUMINIUM OPENABLE WINDOW.
W3	0.60 X 1.80	ALUMINIUM OPENABLE WINDOW.
W4	0.60 X 0.60	ALUMINIUM LOUVERED WINDOW.

AREA CALCULATION FOR TYPE D1

Sr.No	LENGTH	X	BREADTH	=	AREA (SQ.M)
A	7.74	X	7.67	=	59.37
A				=	59.37

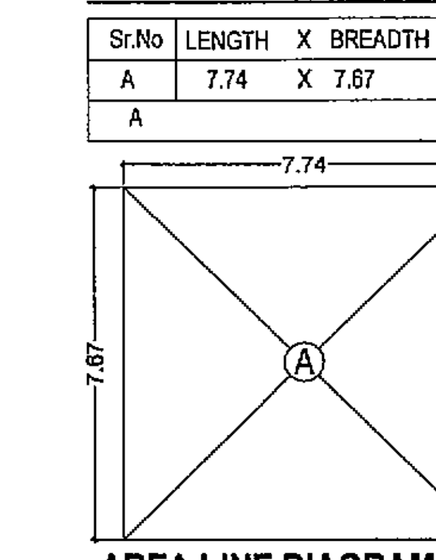

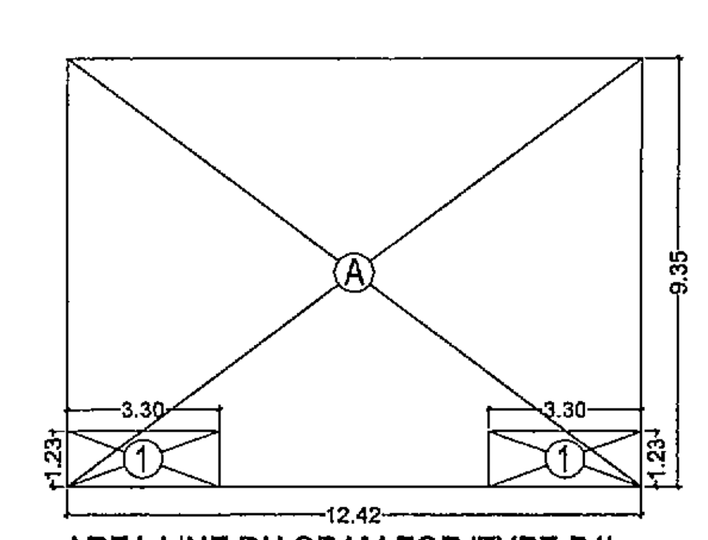

AREA CALCULATION FOR TYPE B1

Sr.No	LENGTH	X	BREADTH	=	AREA (SQ.M)
A	12.42	X	9.35	=	116.13
DEDUCTIONS					
1	3.30	X	1.23 X 2	=	8.12
TOTAL	(1 TO 01)			=	8.12
A	A - (1+01)=116.13 -8.12			=	108.01

SCHEDULE OF DOORS & WINDOWS - TYPE B1

TYPE	SIZE	DESCRIPTION
D	1.00 X 2.10	FULLY T.W. FRAMED,T.W. PANELLED DOOR
D1	0.90 X 2.10	FULLY T.W. FRAMED,FLUSH DOOR
D2	0.75 X 2.10	GRANITE FRAMED, FLUSH DOOR
W	1.80 X 1.80	ALUMINIUM SLIDING WINDOW.
W1	1.20 X 1.80	ALUMINIUM SLIDING WINDOW.
W2	0.60 X 1.80	ALUMINIUM OPENABLE WINDOW.
W3	0.60 X 0.60	ALUMINIUM LOUVERED WINDOW.

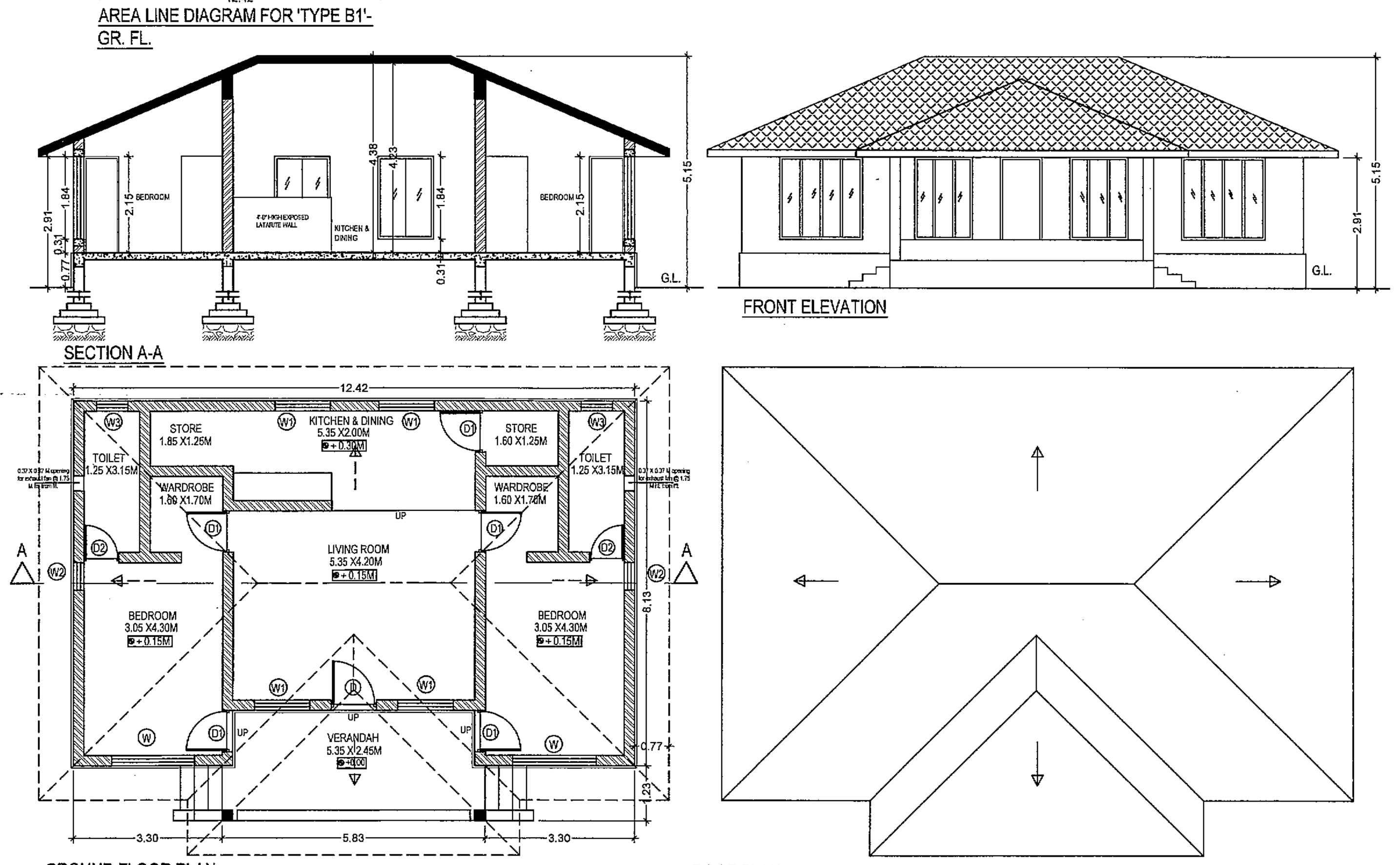

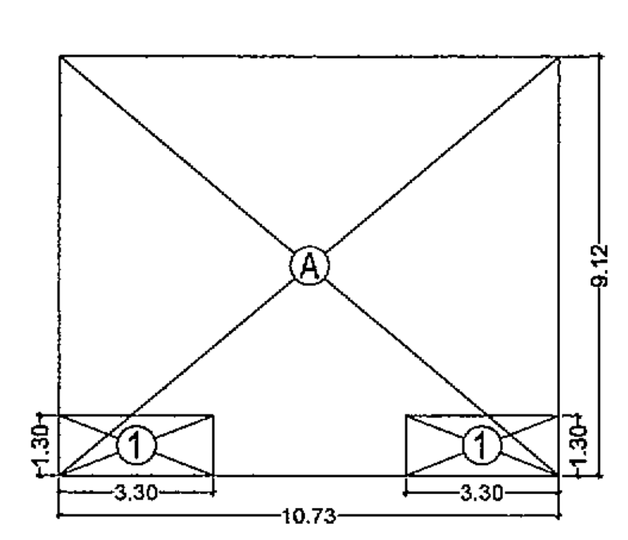

AREA CALCULATION FOR TYPE C

Sr.No	LENGTH	X	BREADTH	=	AREA (SQ.M)
A	10.73	X	9.12	=	97.86
DEDUCTIONS					
1	3.30	X	1.30 X 2	=	8.58
TOTAL	(1 TO 01)			=	8.58
A	A - (1+01)= 97.86 -8.58			=	89.28

SCHEDULE OF DOORS & WINDOWS - TYPE C

TYPE	SIZE	DESCRIPTION
D	1.00 X 2.10	FULLY T.W. FRAMED,T.W. PANELLED DOOR
D1	0.90 X 2.10	FULLY T.W. FRAMED,FLUSH DOOR
D2	0.75 X 2.10	GRANITE FRAMED, FLUSH DOOR
W	1.80 X 1.80	ALUMINIUM SLIDING WINDOW.
W1	0.60 X 1.80	ALUMINIUM OPENABLE WINDOW.
W2	0.60 X 1.20	ALUMINIUM OPENABLE WINDOW.
W3	0.60 X 0.60	ALUMINIUM LOUVERED WINDOW.

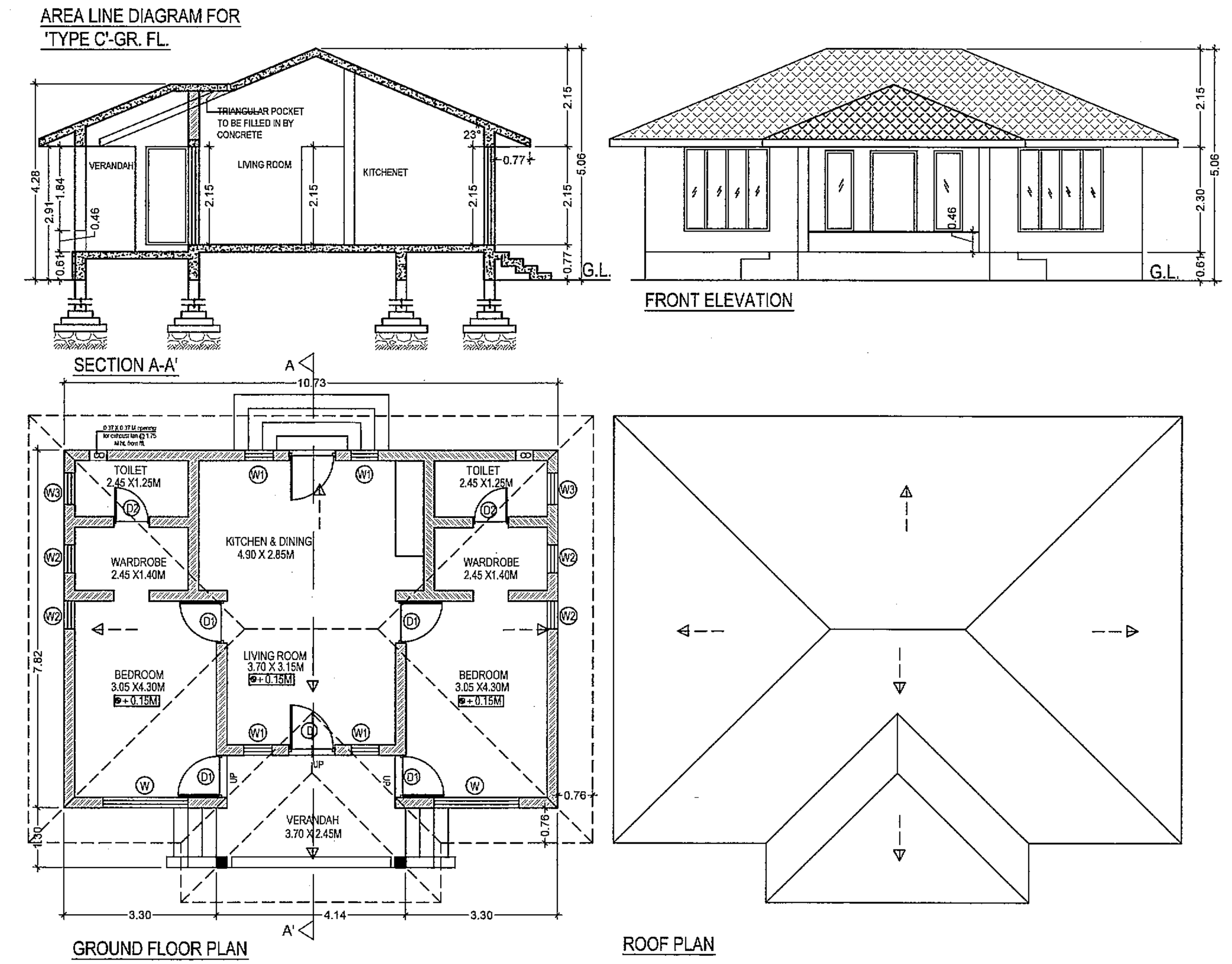

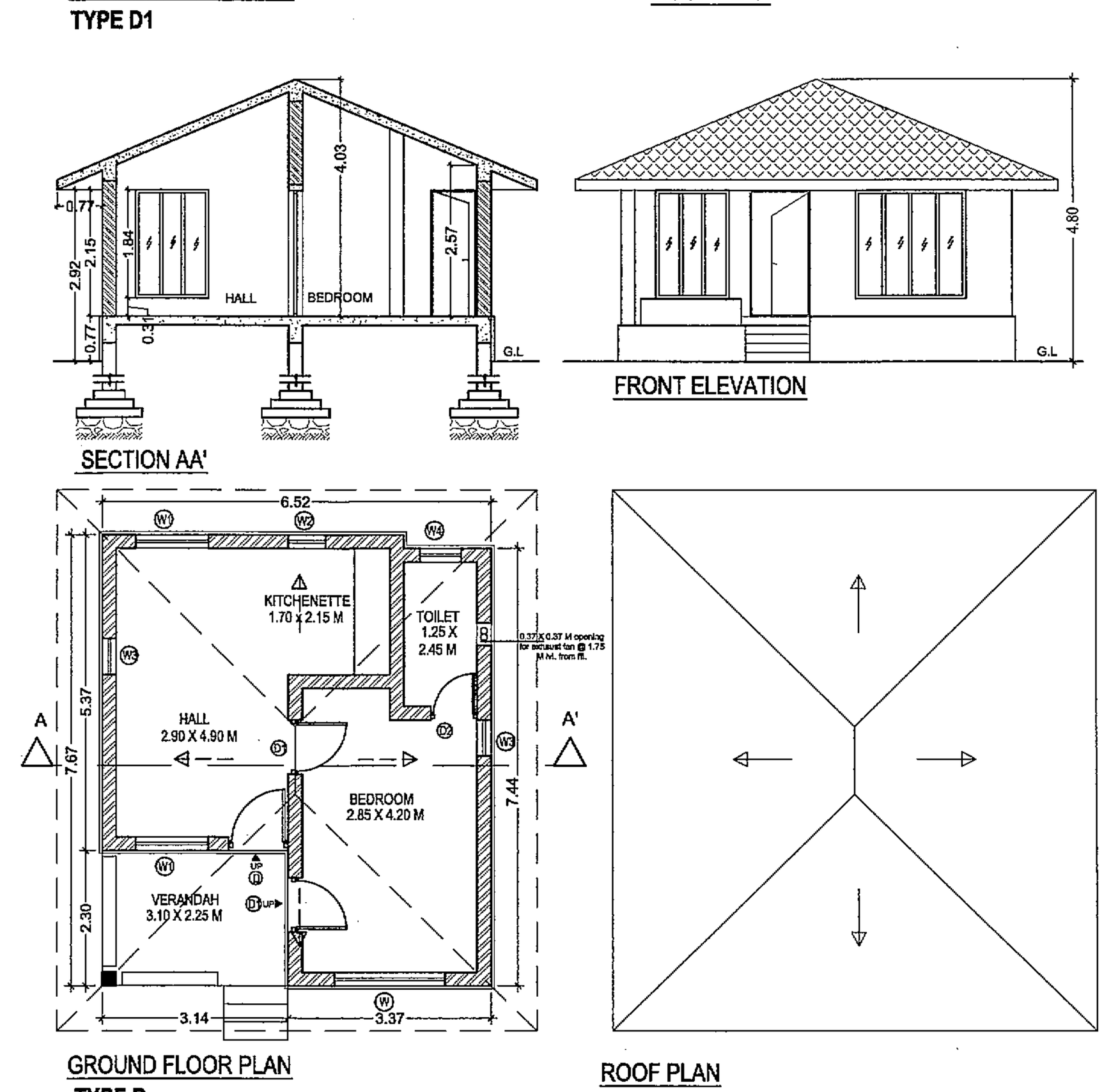

SCHEDULE OF DOORS & WINDOWS - TYPE D

TYPE	SIZE	DESCRIPTION
D	1.00 X 2.10	FULLY T.W. FRAMED,T.W. PANELLED DOOR
D1	0.90 X 2.10	FULLY T.W. FRAMED,FLUSH DOOR
D2	0.75 X 2.10	GRANITE FRAMED, FLUSH DOOR
W	1.80 X 1.80	ALUMINIUM SLIDING WINDOW.
W1	1.20 X 1.80	ALUMINIUM SLIDING WINDOW.
W2	0.60 X 0.90	ALUMINIUM OPENABLE WINDOW.
W3	0.60 X 1.80	ALUMINIUM OPENABLE WINDOW.
W4	0.60 X 0.60	ALUMINIUM LOUVERED WINDOW.

AREA CALCULATION FOR TYPE D

Sr.No	LENGTH	X	BREADTH	=	AREA (SQ.M)
A	6.52	X	7.67	=	50.01
DEDUCTIONS					
1	1.46	X	0.23 X 1	=	0.34
TOTAL	(1 TO 01)			=	0.34
A	A - (1+01)=50.01 -0.34			=	49.68

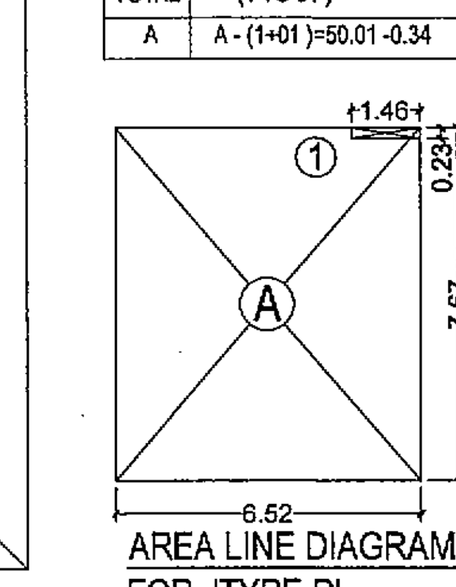

प्रारंभ प्रमाणपत्रातील अटींचे काटेकोरपणे पालन करुन बांधकाम प्रगती अहवाल वेळोवेळी या कार्यालयास सादर करणेचा आहे.

नियोजन प्राधिकारी तथा मुख्याधिकारी गुहागर नगरपंचायत

perceptions
Architects & Interior Designers
AR. SANJAY KULKARNI (CA /86/10384)
STUDIO: A/6, GROUND FLOOR, SIDDHESHWAR HEIGHTS, OPP. PATIL ROW HOUSE, PATILWADI, CHANDANWADI, PACHPAKHADI, THANE(W) 400 602

PROFORMA II

Contents of sheet :
Floor plan, Section, Elevation, B/U area calculation, Area line diagram, Balcony area statement, Door window schedule, Septic tank & Soak pit detail, Compound wall section,Site plan, Location plan, Triangulation method, Proforma-I, Proforma-II.

Stamps of Approval of plans

CERTIFICATE OF AREA

Certified that the plot under reference was surveyed by me on 20TH Nov., 2009 and the dimensions of sides etc. of plot stated on plan area as measured on site and the area so worked out tallies with the area stated in document of Ownership / T.P. Scheme Records / land Records Department / City Survey records.

Signature of Architect LicensedEngineer/ Structural Engineer / Supervisor.

Description of Proposal & property
PROPOSED & EXISTING APPROVED LAYOUT FOR 'MANGO HOLIDAY VILLAGE' ON S. ON 6/1/1 & 6/1/2 AT KIRTANWADI ROAD, TAL.- GUHAGAR, DIST.- RATNAGIRI.

Name & signature of Owner

MR. SAMIR KALE
'SHREE SADAN' BUNGALOW,OPP. MURLIDHAR MANDIR, BRAHMIN SOCIETY, NAUPADA, THANE (W) 400 602

Job No.	Drg.No.	Scale	Drawn by	Checked by
JCC /10-11-01	JCC /10-11-01/R-AD-01	1:100	Sheetal	Sanjay